



Spouts and Flow Regulators

**CHICAGO
FAUCETS** 
a Geberit company



Durable, chrome plated brass spouts

A wide selection of flow regulators

Chicago Faucets Spouts and Flow Regulators

Chicago Faucets offers one of the widest selection of spouts in the plumbing industry. From our iconic gooseneck to our versatile double-jointed spout, we've designed our spouts to be interchangeable and fit on any of our products. It's easy to add a new look or change the function of any of your existing Chicago Faucets products.

We also have an extensive line of flow regulator products, including outlets, inlets, adapters and nozzles. With these parts readily available, you can quickly repair or add a new level of water conservation to all of your Chicago Faucets products.

Table of Contents

SPOUTS	4
Gooseneck	5-6
L Type	7
Double-Bend	8
High Arch	8
Double-Jointed	9
S Type	10
Specialty	11
FLOW REGULATORS	12
Aerated Outlets	13
Non-Aerated Outlets	14
Laminar Outlets	14
Laminar Inlets	15
Outlet Adapters	15
Serrated Nozzles	15

Our double-jointed spout is used with our E31 control valve and E1 outlet for ultimate versatility.

Be sure to visit us on the web at www.chicagofaucets.com for the most current product information and our new online Product Configurator.



Spouts



Chicago Faucets Spouts are available in many distinct styles, in a wide variety of dimensions. You can always find the perfect Chicago Faucets spout to match any application. We even offer a selection of service sink spouts for maintenance applications. Many of our spouts and flow regulators are available in combination. Be sure to visit our website for a complete listing of our spout and flow regulator products.



Gooseneck Spouts combine classic, graceful styling with convenience and versatility. These spouts are available in a wide selection of sizes with a choice of spout functionality.

- **Swing Spouts**
360° rotation
- **Restricted Swing Spouts**
Field adjustable rotation of 70° or 120°
- **Rigid / Swing Spouts**
Field adjustable for 360° rotation or fixed position
- **Rigid Spouts**
Fixed position, no rotation

with Atmospheric Vacuum Breaker
Incorporates an atmospheric vacuum breaker into the spout design

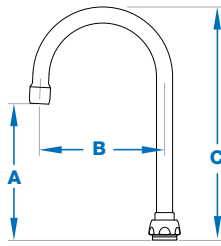
Gooseneck Spouts

Model	A	B	C	Outlet Thread
Swing				
GN10ASWGJKABCP	7"	10"	13-1/2"	13/16" - 24 UNS Male
GN10BSWGJKABCP	6-7/8"	10"	13-1/2"	3/8"-18 NPSM Female
GN12ASWGJKABCP	7"	12"	14-1/2"	13/16" - 24 UNS Male
GN12BSWGJKABCP	6-7/8"	12"	14-1/2"	3/8"-18 NPSM Female
GN12SWGJKABCP	7"	12"	14-1/2"	Plain
Spout and Outlet Combination				
GN10AE3SWGJKABCP ¹	7"	10"	13-1/2"	13/16" - 24 UNS Male
GN12AE3SWGJKABCP ¹	7"	12"	14-1/2"	13/16" - 24 UNS Male
Swing with Atmospheric Vacuum Breaker				
GN12BVBSWGJKABCP	6-3/4"	12"	10-3/4"	3/8"-18 NPSM Female
S4BVBJKABCP	1/4"	4-1/2"	4"	3/8"-18 NPSM Female
Restricted Swing				
GN2ARSJKABCP	6-1/8"	5-1/4"	9-3/4"	13/16" - 24 UNS Male
GN8ARSJKABCP	6"	8"	11-1/4"	13/16" - 24 UNS Male

¹Includes E3 outlet

Many of our spouts and flow regulators are available in combination. Be sure to visit our website for a complete listing of our spout and flow regulator products.

Spouts

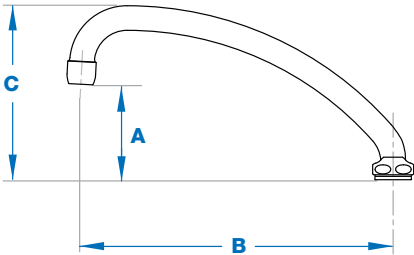


Gooseneck Spouts

Model	A	B	C	Outlet Thread
Rigid/Swing				
GN1AJKABCP	5-7/8"	3-1/2"	8-3/8"	13/16" - 24 UNS Male
GN1BJKABCP	5-1/2"	3-1/2"	8-3/8"	3/8" - 18 NPSM Female
GN1JKABCP	5-7/8"	3-1/2"	8-3/8"	Plain
GN2AH13JKABCP	9-3/8"	5-1/4"	13"	13/16" - 24 UNS Male
GN2AH17JKABCP	13-3/8"	5-1/4"	17"	13/16" - 24 UNS Male
GN2AH8JKABCP	4-3/8"	5-1/4"	8"	13/16" - 24 UNS Male
GN2AJKABCP	6-1/8"	5-1/4"	9-3/4"	13/16" - 24 UNS Male
GN2BH13JKABCP	9"	5-1/4"	13"	3/8" - 18 NPSM Female
GN2BH17JKABCP	12-3/4"	5-1/4"	17"	3/8" - 18 NPSM Female
GN2BH8JKABCP	4"	5-1/4"	8"	3/8" - 18 NPSM Female
GN2BJKABCP	5-5/8"	5-1/4"	9-3/4"	3/8" - 18 NPSM Female
GN2BJKCTF ⁵	5-5/8"	5-1/4"	9-3/4"	3/8" - 18 NPSM Female
GN2BJKSAM ⁶	5-5/8"	5-1/4"	9-3/4"	3/8" - 18 NPSM Female
GN2H13JKABCP	9-3/8"	5-1/4"	13"	Plain
GN2H17JKABCP	13-3/8"	5-1/4"	17"	Plain
GN2H8JKABCP	4-3/8"	5-1/4"	8"	Plain
GN2JKABCP	5-5/8"	5-1/4"	9-3/4"	Plain
GN8AJKABCP	6"	8"	11-1/4"	13/16" - 24 UNS Male
GN8BJKABCP	5-3/4"	8"	11-1/4"	3/8" - 18 NPSM Female
GN8BJKCTF ⁵	5-3/4"	8"	11-1/4"	3/8" - 18 NPSM Female
GN8JKABCP	6-1/8"	8"	11-1/4"	Plain
Spout and Outlet Combination				
GN1AE3JKABCP ¹	5-7/8"	3-1/2"	8-3/8"	13/16" - 24 UNS Male
GN1AE35JKABCP ⁹	5-7/8"	3-1/2"	8-3/8"	13/16" - 24 UNS Male
GN1BE4JKABCP ²	5-1/2"	3-1/2"	8-3/8"	3/8" - 18 NPSM Female
GN2AE1JKABCP ³	6-1/8"	5-1/4"	9-3/4"	13/16" - 24 UNS Male
GN2AE29JKABCP ⁴	6-1/8"	5-1/4"	9-3/4"	13/16" - 24 UNS Male
GN2AE3JKABCP ¹	6-1/8"	5-1/4"	9-3/4"	13/16" - 24 UNS Male
GN2AE35JKABCP ⁹	6-1/8"	5-1/4"	9-3/4"	13/16" - 24 UNS Male
GN2AH13E3JKABCP ¹	9-3/8"	5-1/4"	13"	13/16" - 24 UNS Male
GN2AH17E3JKABCP ¹	13-3/8"	5-1/4"	17"	13/16" - 24 UNS Male
GN2AH8E3JKABCP ¹	4-3/8"	5-1/4"	8"	13/16" - 24 UNS Male
GN2BE3-2JKABCP ¹	5-5/8"	5-1/4"	9-3/4"	3/8" - 18 NPSM Female
GN2BE4JKABCP ²	5-5/8"	5-1/4"	9-3/4"	3/8" - 18 NPSM Female
GN2BE7JKABCP ³	5-5/8"	5-1/4"	9-3/4"	3/8" - 18 NPSM Female
GN8AE29VPJKABCP ⁴	6"	8"	11-1/4"	Plain
GN8AE2JKCP ⁷	6"	8"	11-1/4"	13/16" - 24 UNS Male
GN8AE3JKABCP ¹	6"	8"	11-1/4"	13/16" - 24 UNS Male
GN8AE35JKABCP ⁹	6"	8"	11-1/4"	13/16" - 24 UNS Male
GN8BE1MJKABCP ⁸	5-3/4"	8"	11-1/4"	3/8" - 18 NPSM Female
GN8BE4JKABCP ²	5-3/4"	8"	11-1/4"	3/8" - 18 NPSM Female
GN8BE7JKCP ³	5-3/4"	8"	11-1/4"	3/8" - 18 NPSM Female

Model	A	B	C	Outlet Thread
Rigid/Swing with 1.5 GPM Laminar Flow Control Insert				
GN1AFCJKABCP	5-7/8"	3-1/2"	8-3/8"	13/16" - 24 UNS Male
GN1FCJKABCP	5-7/8"	3-1/2"	8-3/8"	Plain
GN1BFCJKABCP	5-1/2"	3-1/2"	8-3/8"	3/8" - 18 NPSM Female
GN2AFCJKABCP	6-1/8"	5-1/4"	9-3/4"	13/16" - 24 UNS Male
GN2AH8FCJKABCP	4-3/8"	5-1/4"	8"	13/16" - 24 UNS Male
GN2BFCJKABCP	5-5/8"	5-1/4"	9-3/4"	3/8" - 18 NPSM Female
GN2FCJKABCP	6-1/8"	5-1/4"	9-3/4"	Plain
GN2H8FCJKABCP	4-3/8"	5-1/4"	8"	Plain
GN2H13FCJKABCP	9-3/8"	5-1/4"	13"	Plain
GN8AFCE3JKABCP	6"	8"	11-1/4"	13/16" - 24 UNS Male
GN8AFCJKABCP	6"	8"	11"	13/16" - 24 UNS Male
GN8BFCJKABCP	5-3/4"	8"	11-1/4"	3/8" - 18 NPSM Female
GN8FCJKABCP	6-1/8"	8"	11-1/4"	Plain
Rigid/Swing with Atmospheric Vacuum Breaker				
GN1BVBJKABCP	5-3/4"	4 1/2"	9-1/2"	3/8" - 18 NPSM Female
GN1BVBFCJKCP	5-3/4"	4-1/2"	9-1/2"	3/8" - 18 NPSM Female
GN2BVBFCJKABCP	5-3/4"	6"	9-1/2"	3/8" - 18 NPSM Female
GN2BVBJKABCP	5-3/4"	6"	9-1/2"	3/8" - 18 NPSM Female
GN8BVBFCJKCP	5-3/4"	8"	9-1/2"	3/8" - 18 NPSM Female
GN8BVBJKABCP	5-3/4"	8"	9-1/2"	3/8" - 18 NPSM Female
Spout and Outlet Combination				
GN1BVBE7JKCP ⁵	5-3/4"	4 1/2"	9-1/2"	3/8" - 18 NPSM Female
GN2BVBE2-2JKCP ⁷	5-3/4"	6"	9-1/2"	3/8" - 18 NPSM Female
GN2BVBE3-2JKABCP ^{8,10}	5-3/4"	8"	9-1/2"	3/8" - 18 NPSM Female
GN2BVBE7JKCP ⁵	5-3/4"	6"	9-1/2"	3/8" - 18 NPSM Female
GN2BVBE7JKCTF ³	5-3/4"	6"	9-1/2"	3/8" - 18 NPSM Female
GN2BVBJKCTF ³	5-3/4"	6"	9-1/2"	3/8" - 18 NPSM Female
GN2BVBJKSAM ⁶	5-3/4"	6"	9-1/2"	3/8" - 18 NPSM Female
GN8BVBE2-2JKCP ⁷	5-3/4"	8"	9-1/2"	3/8" - 18 NPSM Female
GN8BVBE3-2JKABCP ¹	5-3/4"	8"	9-1/2"	3/8" - 18 NPSM Female
GN8BVBE7JKCP ⁵	5-3/4"	8"	9-1/2"	3/8" - 18 NPSM Female
GN8BVBJKCTF ³	5-3/4"	8"	9-1/2"	3/8" - 18 NPSM Female
GN10BE7SWGJKCP ³	6-7/8"	10"	13-1/2"	3/8" - 18 NPSM Female
Rigid				
265-002JKABCP	5-3/4"	3-1/2"	8"	13/16" - 24 UNS Male
GN10ARGDJKABCP	5-7/8"	10"	12-3/8"	13/16" - 24 UNS Male
GN10BRGDJKABCP	5-7/8"	10"	12-3/8"	3/8" - 18 NPSM Female
GN12ARGDJKABCP	5-7/8"	12"	13-3/8"	13/16" - 24 UNS Male
GN1ARGDJKABCP	5-7/8"	3-1/2"	8-3/8"	13/16" - 24 UNS Male
GNRGD1JKABCP	6-1/4"	3-1/2"	8-1/2"	13/16" - 24 UNS Male
GNRGD2JKABCP	5-1/4"	6-3/8"	10"	13/16" - 24 UNS Male
Rigid with Atmospheric Vacuum Breaker				
GN12BVBRGDJKABCP	5-5/8"	12"	9-5/8"	3/8" - 18 NPSM Female

¹Includes E3 outlet. ²Includes E4 outlet. ³Includes E7 outlet. ⁴Includes E29 outlet.
⁵Tin lined. ⁶Satin finish. ⁷Includes E2 outlet. ⁸Includes E1 outlet. ⁹Includes E35 outlet.
¹⁰Includes E3-2 outlet



L Type Spouts feature classic sink spout styling in sizes from 8" to 12". Choose from full swing, restricted swing, or vacuum breaker spouts.

■ **Swing Spouts**
360° rotation

■ **Restricted Swing Spouts**
Field adjustable rotation of 70° or 120°

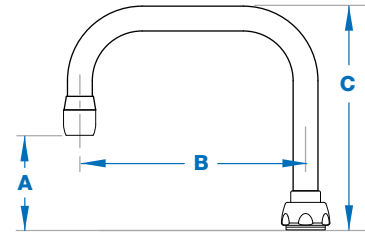
with Atmospheric Vacuum Breaker
Incorporates an atmospheric vacuum breaker into the spout design

L Type Spouts

Model	A	B	C	Outlet Thread
Swing				
L12LEOJKAB	2-7/8"	12"	4-5/8"	13/16" - 24 UNS Male
L15JKABCP	2-1/4"	14"	4-5/8"	13/16" - 24 UNS Male
L8LEOJKAB	3-5/16"	8"	4-3/8"	13/16" - 24 UNS Male
L9LEOJKAB	4"	9-1/2"	6-1/2"	13/16" - 24 UNS Male
Spout and Outlet Combination				
L12E1JKABCP ¹	2-1/16"	12"	4-5/8"	13/16" - 24 UNS Male
L12E31JKABCP ²	7/8"	12"	4-5/8"	13/16" - 24 UNS Male
L12JKABCP ³	2-3/8"	12"	4-5/8"	13/16" - 24 UNS Male
L15E1JKABCP ¹	2-11/16"	14"	4-5/8"	13/16" - 24 UNS Male
L6JKABCP ³	3-1/8"	5"	4-5/8"	3/8" - 18 NPSM Female
L8E1JKABCP ¹	3-1/16"	8"	4-3/8"	13/16" - 24 UNS Male
L8JKABCP ³	2-7/8"	8"	4-3/8"	13/16" - 24 UNS Male
L9E1JKABCP ¹	3-1/2"	9-1/2"	6-1/2"	13/16" - 24 UNS Male
L9E35JKABCP ⁷	3-5/8"	9-1/2"	6-1/2"	13/16" - 24 UNS Male
L9JKABCP ³	3-3/4"	9-1/2"	6-1/2"	13/16" - 24 UNS Male
Swing with Atmospheric Vacuum Breaker				
L5VBJKCP	1"	5-3/4"	4"	3/4" - 14 Male Hose
L5VBJKRCF ⁶	1"	5-3/4"	4"	3/4" - 14 Male Hose
L6BVBJKABCP	1/4"	6"	4"	3/8" - 18 NPSM Female
L6BVBJKRCF ⁶	1/4"	6"	4"	3/8" - 18 NPSM Female
L8BVBJKABCP	1/4"	8"	4"	3/8" - 18 NPSM Female
Spout and Outlet Combination				
L8BVBE2-2JKCP ⁴	1/2"	8"	4"	3/8" - 18 NPSM Female
L8BVBE3-2JKABCP ³	1/4"	8"	4"	3/8" - 18 NPSM Female
L8BVBE7JKCP ⁵	1/4"	8"	4"	3/8" - 18 NPSM Female
Restricted Swing				
L9ARSJKABCP	3-5/8"	9-1/2"	6-1/2"	13/16" - 24 UNS Male
Swing Tube Spout with Integral Flange				
1888-001KJKABCP	3-7/8"	9-1/2"	6-3/8"	13/16" - 24 UNS Male

¹Includes E1 outlet. ²Includes E31 control valve. ³Includes E3 outlet.
⁴Includes E2 outlet. ⁵Includes E7 outlet. ⁶Rough chrome finish. ⁷Includes E35 outlet.

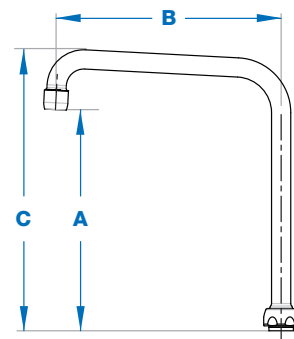
Spouts



Double-Bend Spouts

Model	A	B	C	Outlet Thread
Rigid/Swing				
DB6AJKABCP	3-1/8"	6-1/4"	6-3/8"	13/16" - 24 UNS Male
DB6AE35JKABCP ⁵	3-1/8"	6-1/4"	6-3/8"	13/16" - 24 UNS Male
DB6FCJKABCP ³	3-1/8"	6-1/4"	6-3/8"	Plain
DB6JKABCP	3-1/8"	6-1/4"	6-3/8"	Plain
Spout and Outlet Combination				
DB6AE1JKABCP ¹	3-1/8"	6-1/4"	6-3/8"	13/16" - 24 UNS Male
DB6AE3JKABCP ²	3-1/8"	6-1/4"	6-3/8"	13/16" - 24 UNS Male
DB6AE3VPJKABCP ⁴	3-1/8"	6-1/4"	6-3/8"	13/16" - 24 UNS Male

Double-Bend Spouts are a convenient solution for fast-fill applications, available in 6-1/4" spout size.

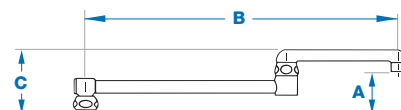


High Arch Spouts

Model	A	B	C	Outlet Thread
Restricted Swing				
HA8ARSJKABCP	8-3/8"	8"	10"	13/16" - 24 UNS Male
Rigid/Swing				
HA8AJKABCP	8-3/8"	8"	10"	13/16" - 24 UNS Male
Spout and Outlet Combination				
HA8AE3JKABCP ²	8-3/8"	8"	10"	13/16" - 24 UNS Male
HA8AE3VPJKABCP ²	8-3/8"	8"	10"	13/16" - 24 UNS Male
HA8AE35JKABCP ⁵	8-3/8"	8"	10"	13/16" - 24 UNS Male

High Arch Spouts provide distinct styling, with maximum clearance above the sink.

¹Includes E1 outlet. ²Includes E3 outlet. ³Includes 1.5 GPM laminar flow control insert. ⁴Includes E3VP outlet. ⁵Includes E5 outlet.



Double-Jointed Spouts provide extra reach up to 17-3/4" - ideal for food service applications.

■ **Swing Spouts**
360° rotation

■ **Restricted Swing Spouts**
Field adjustable rotation of 70° or 120°

with Atmospheric Vacuum Breaker
Incorporates an atmospheric vacuum breaker into the spout design

Double-Jointed Spouts

Model	A	B	C	Outlet Thread
Swing				
DJ13LEOJKAB	2-1/4"	13"	3-7/8"	13/16" - 24 UNS Male
DJ18LEOJKAB	2-1/4"	17-3/4"	3-7/8"	13/16" - 24 UNS Male
Spout and Outlet Combination				
DJ13E1JKABCP ¹	2-1/4"	13"	3-7/8"	13/16" - 24 UNS Male
DJ13E35JKABCP ⁵	2-1/4"	13"	3-7/8"	13/16" - 24 UNS Male
DJ13JKABCP ²	2-1/4"	13"	3-7/8"	13/16" - 24 UNS Male
DJ13JKABRCF ^{2, 3}	2-1/4"	13"	3-7/8"	13/16" - 24 UNS Male
DJ18E1JKABCP ¹	2-1/4"	17-3/4"	3-7/8"	13/16" - 24 UNS Male
DJ18E31JKABCP ⁴	2-1/4"	17-3/4"	3-7/8"	13/16" - 24 UNS Male
DJ18E35JKABCP ⁵	2-1/4"	17-3/4"	3-7/8"	13/16" - 24 UNS Male
DJ18JKABCP ²	2-1/4"	17-3/4"	3-7/8"	13/16" - 24 UNS Male
DJ18JKABRCF ^{2, 3}	2-1/4"	17-3/4"	3-7/8"	13/16" - 24 UNS Male
DJ21JKABCP ¹	n/a	21-1/4"	n/a	13/16" - 24 UNS Male
DJ24JKABCP ¹	n/a	23-3/4"	n/a	13/16" - 24 UNS Male
DJ26JKABCP ¹	n/a	25-3/4"	n/a	13/16" - 24 UNS Male
Swing with Atmospheric Vacuum Breaker				
DJ13BVBJKABCP ²	2-3/8"	13"	6-1/8"	3/8" - 18 NPSM Female
DJ18BVBJKABCP ²	2-1/4"	17-3/4"	3-7/8"	3/8" - 18 NPSM Female

¹Includes E1 outlet. ²Includes E3 outlet. ³Rough chrome finish. ⁴Includes E31 outlet. ⁵Includes E35 outlet.



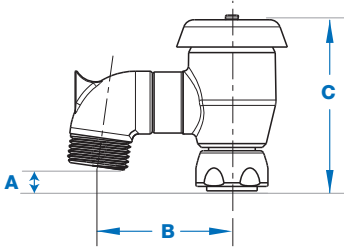
S Type Spouts provide conventional swing operation, 6" spout length.

- **Swing Spouts**
360° rotation

S Type Spouts

Model	A	B	C	Outlet Thread
Swing				
S6LEOJKAB	1"	6"	1-5/8"	13/16" - 24 UNS Male
Spout and Outlet Combination				
S6E1JKABCP ¹	1-1/4"	6"	1-5/8"	13/16" - 24 UNS Male
S6E2JKABCP ²	1-1/2"	6"	1-5/8"	13/16" - 24 UNS Male
S6E31JKABCP ³	4-3/4"	6"	1-5/8"	13/16" - 24 UNS Male
S6JKABCP ⁴	1-3/8"	6"	1-5/8"	13/16" - 24 UNS Male
S6JKABRCF ^{4,5}	1-3/8"	6"	1-5/8"	13/16" - 24 UNS Male

¹Includes E1 outlet. ²Includes E2 outlet. ³Includes E31 outlet. ⁴Includes E3 outlet. ⁵Rough chrome finish.



Specialty Spouts are ideal for a variety of unique applications, including service and maintenance areas. Available features include pail hooks and wall flanges.

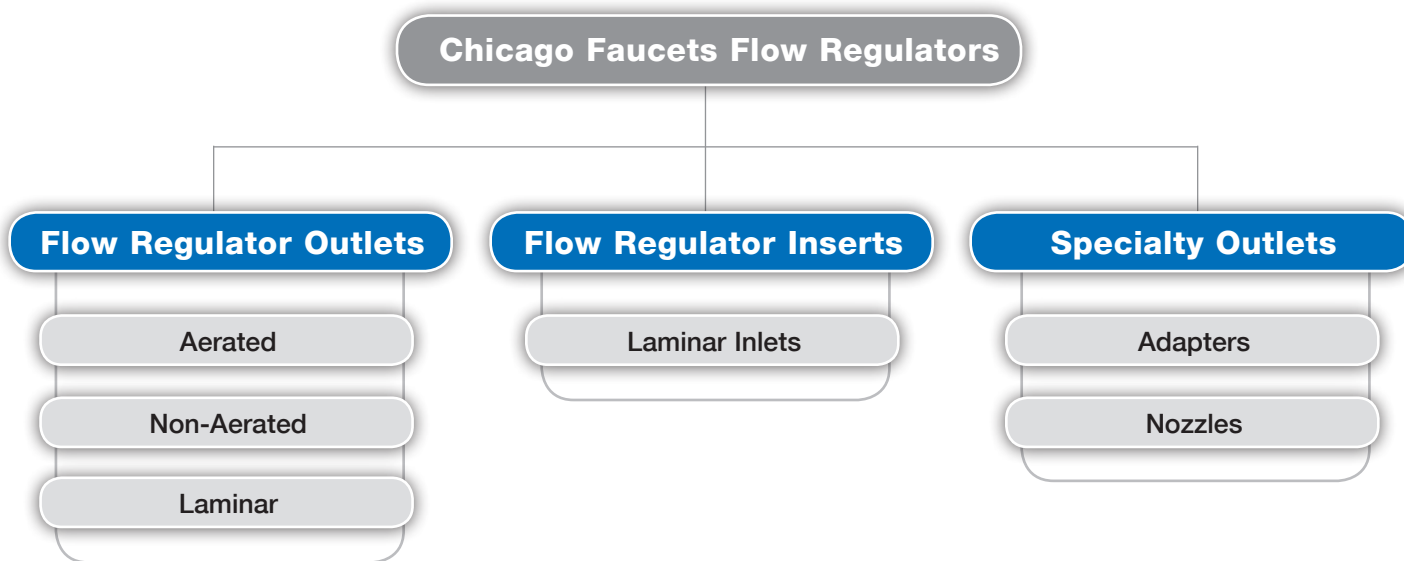
Specialty Spouts

Model	A	B	C	Outlet Thread
Rigid Atmospheric Vacuum Breaker Spout with Pail Hook				
305-SVBJKCP	1/2"	2-3/8"	3-1/8"	3/4" - 11-1/2 Male Hose
305-SVBJKRCF ¹	1/2"	2-3/8"	3-1/8"	3/4" - 11-1/2 Male Hose
Wall Mount Rigid Short Spout with Wall Flange				
781-001KJKCP	1-1/8"	2-3/8"	n/a	3/4" - 11-1/2 Male Hose
Wall Mount Rigid Short Spout with Wall Flange and Pail Hook				
782-001KJKCP	1-3/8"	5-3/4"	n/a	3/4" - 11-1/2 Male Hose
782-001KVBJKCP	1/4"	8"	3-1/8"	3/4" - 11-1/2 Male Hose
Rigid Spout with Pail Hook and Pipe Support				
814-SJKCP	3/4"	7-1/8"	2-3/8"	3/4" - 11-1/2 Male Hose
814-SVBJKCP	1/4"	7-1/8"	3-1/8"	3/4" - 11-1/2 Male Hose
815-SJKCP	3/4"	7-1/2"	2-3/8"	3/4" - 11-1/2 Male Hose
815-SVBJKCP	1/4"	7-1/2"	3-1/8"	3/4" - 11-1/2 Male Hose
Rigid Vacuum Breaker Spout with Pail Hook				
897-SJKCP	1-3/8"	5-3/4"	3-1/8"	3/4" - 11-1/2 Male Hose
897-SJKRCF ¹	1-3/8"	5-3/4"	3-1/8"	3/4" - 11-1/2 Male Hose

¹Rough chrome finish



Flow Regulators Chicago Faucets offers one of the widest selections of flow regulating devices in the industry. Aerated, laminar, and spray streams, as well as and outlets for full flow applications, are designed to work perfectly with all of our products. Our flow regulating products are available with a wide selection of flow rates – from full flow for fast filling to 0.35 GPM for outstanding water conservation. We've organized our flow regulators into 3 major categories to help you choose the best product for your application. Products from each category are presented on the following pages. Be sure to visit our website for a complete listing of our flow regulator products.



Stream Types



Aerated Stream

Aerator outlets introduce air into the water stream to produce a larger white stream soft to the touch and non-splashing. They are frequently used in many lavatory and sink applications.



Laminar Stream

Laminar stream straighteners produce a non-aerated water stream. This crystal clear, non-splashing stream is ideal for high flow applications or facilities where an air/water mix is not desirable.



Spray Stream

Spray stream outlets produce a miniature shower pattern to provide full coverage of the hands during washing. Sprays are recommended for use in public lavatories.

Flow Regulator Outlets

Aerated Outlets

Model	Thread	GPM @ 60 psi
Vandal Resistant		
E12VPJKABCP	13/16" - 27 UNS Male	2.2
E34VPJKABCP	13/16" - 27 UNS Male	1.5
E35VPJKABCP	13/16" - 24 UNS Female	1.5
E3VPJKABCP	13/16" - 24 UNS Female	2.2
E19JKABCP	13/16" - 24 UNS Female with anti-hose flange	2.2
E3-2VPJKABCP	E3 with 3/8" - 18 NPSM Male adapter	2.2
Standard		
E12JKABCP	13/16" - 27 UNS Male	2.2
E3-2JKABCP	E3 with 3/8" - 18 NPSM Male adapter	2.2
E3-2JKSAM	3/8" - 18 NPSM Male, Satin Finish	2.2
E3-3JKABCP	E3 with 3/8" - 18 NPSM Female Inlet adapter	2.2
E34JKABCP	13/16" - 27 UNS Male	1.5
E35JKABCP	13/16" - 24 UNS Female	1.5
E3JKABCP	13/16" - 24 UNS Female	2.2
Spray		
E25JKABCP	13/16" - 24 UNS Female	2.2



E12VPJKABCP



E35VPJKABCP



E12JKABCP



E3-2JKABCP



E3JKABCP



E25JKABCP

Flow Regulators



E1JKABRCF



E1MJKABRCF



E15JKABCP



E4FJKABCP



E4JKABCP



E21JKABCP



E2605-5JKABCP



E2605JKABCP



E26-5JKABCP



E2805-5JKABCP



E2805JKABCP

Flow Regulator Outlets

Non-Aerated Outlets

Model	Thread	GPM @ 60 psi
Full Flow		
E1JKABRCF	13/16" - 24 UNS Female	Full Flow
E1MJKABRCF	3/8" - 18 NPSM Male	Full Flow
Spray		
E15JKABCP	13/16" - 27 UNS Male	2.0
E4FJKABCP	3/8" - 18 NPSM Female	2.0
E4JKABCP	3/8" - 18 NPSM Male	2.0
E4JKABRCF	3/8" - 18 NPSM Male	2.0
E21JKABCP	9/16" - 18 NPSM Male	2.0
E2605-5JKABCP	13/16" - 24 UNS Female	0.5
E2605JKABCP	13/16" - 27 UNS Male	0.5
E26-5JKABCP	13/16" - 24 UNS Female	1.0
E26JKABCP	13/16" - 27 UNS Male	1.0
E38JKABCP	13/16" - 24 UNS Female	0.35
E39JKABCP	13/16" - 27 UNS Male	0.35
Spray - Vandal Resistant		
E2805-5JKABCP	13/16" - 24 UNS Female	0.5
E2805JKABCP	13/16" - 27 UNS Male	0.5
E28-5JKABCP	13/16" - 24 UNS Female	1.0
E28JKABCP	13/16" - 27 UNS Male	1.0
E38VPJKABCP	13/16" - 24 UNS Female	0.35
E39VPJKABCP	13/16" - 27 UNS Male	0.35
E60VPJKABCP	13/16" - 27 UNS Male, Antimicrobial	0.5
E61VPJKABCP	13/16" - 24 UNS Female, Antimicrobial	0.5

Laminar Outlets

Model	Thread	GPM @ 60 psi
Vandal Resistant		
E29VPJKABCP	13/16" - 24 UNS Female	2.2
E32VPJKABCP	13/16" - 27 UNS Male	2.2
E36VPJKABCP	13/16" - 24 UNS Female	1.5
E37VPJKABCP	13/16" - 27 UNS Male	1.5
E62VPJKABCP	13/16" - 27 UNS Male	1.5
E63VPJKABCP	13/16" - 24 UNS Female	1.5
E64VPJKABCP	13/16" - 27 UNS Male	1.0
E65VPJKABCP	13/16" - 24 UNS Female	1.0
E66VPJKABCP	13/16" - 27 UNS Male	0.5
E67VPJKABCP	13/16" - 24 UNS Female	0.5
Standard		
E29JKABCP	13/16" - 24 UNS Female	2.2
E32JKABCP	13/16" - 27 UNS Male	2.2
E36JKABCP	13/16" - 24 UNS Female	1.5
E37JKABCP	13/16" - 27 UNS Male	1.5
E70JKABCP	13/16" - 27 UNS Male	0.5
E72JKABCP	13/16" - 24 UNS Female	0.5
E73JKABCP	13/16" - 24 UNS Female	1.0
E74JKABCP	13/16" - 27 UNS Male	1.0



E36VPJKABCP



E29JKABCP



E32JKABCP



E36JKABCP

Flow Regulator Inserts

Laminar Inlets

Model	Spout/Product	GPM @ 60 psi
50-042KJKABNF	For Gooseneck and Double-Bend Spouts	1.5
50-043KJKABNF	For Gooseneck and Double-Bend Spouts	1.5
50-046KJKABNF	For Gooseneck and Double-Bend Spouts	0.5
50-047KJKABNF	For Vacuum Breaker Spouts	1.6
50-048KJKABNF	For Gooseneck and Double-Bend Spouts	2.0
1020-034KJKABNF	For Gooseneck and Double-Bend Spouts	1.0



1020-034KJKABNF

Specialty Outlets

Outlet Adapters

Model	Inlet	Outlet
K1JKABCP	13/16" - 24 NPSM Female	3/8" - 18 NPSM Female
K2JKABRCF	3/8" - 18 NPSM Male	13/16" - 24 NPSM Male
K3JKABCP	3/4" - 11 1/2 Female Hose	13/16" - 24 NPSM Male
K4JKABCP	13/16" - 24 NPSM Female	55/64" - 27 UNS Male
1-159JKCP	13/16" - 24 UNS Female	n/a
E2-2JKRCF	3/8" - 18 NPSM Male	3/4" - 14 Male Hose
E2JKRCF	13/16" - 24 UNS Female	3/4" - 14 Male Hose
E20JKCP	3/8" - 18 NPT Male	3/8" - 18 NPSM Female
E31JKABCP	13/16" - 24 UNS Female	E1 Quixtop
Vacuum Breaker		
E22JKCP	3/8" - 18 NPT Male	3/8" - 18 NPT Female
E22JKTPF	3/8" - 18 NPT Male, Tin Plated	3/8" - 18 NPT Female, Tin Plated
E23JKABCP	3/8" - 18 NPT Female	3/8" - 18 NPT Male
E27JKCP	3/4" Hose Thread Female, 3/4" - 11-1/2 Female Hose	3/4" - 11-1/2 Male Hose



K1JKABCP



K2JKABRCF



K4JKABCP



1-159JKCP



E2-2JKRCF



E2JKRCF



E22JKCP



E23JKABCP



E27JKCP

Serrated Nozzles

Model	Inlet
E17JKCEF	Aspirator Pump Serrated Nozzle, Male
E17JKRCF	Aspirator Pump Serrated Nozzle, Male
E7FCJKCP	Serrated Hose Nozzle, Male, 0.74 GPM Flow Control
E7JKCP	Serrated Hose Nozzle, Male
E7JKCEF	Serrated Hose Nozzle, Male
E7JKCTF	Serrated Hose Nozzle, Male, Tin Lined
E7JKSAM	Serrated Hose Nozzle, Male, Satin Finish
E7JKSMT	Serrated Hose Nozzle, Male, Satin Exterior, Tin Lined
E7TCJKCP	Serrated Hose Nozzle, Male With Check Valve
E7TCJKSAM	Serrated Hose Nozzle, Male With Check Valve, Satin Finish
E7TJKCEF	Serrated Hose Nozzle, Male
E7TJKCP	Serrated Hose Nozzle, Male
E7TJKSAM	Serrated Hose Nozzle, Male, Satin Finish
E7XTJKCP	30 Degree Angled Serrated Nozzle, Male
E7XTJKCTF	30 Degree Angled Serrated Nozzle, Male, Tin Lined
E7XTJKSAM	30 Degree Angled Serrated Nozzle, Male, Satin Finish



E7JKCP



E7XTJKCP



E17JKRCF

Chicago Faucets, a member of the Geberit Group, is the leading brand of commercial faucets and fittings in the United States, offering a complete range of products for schools, laboratories, hospitals, office buildings, food service, airports, and sports facilities. Whatever your requirements may be, Chicago Faucets offers standard and made-to-order products that are designed to meet any commercial application.



a Geberit company



The Chicago Faucet Company
2100 South Clearwater Drive
Des Plaines, IL 60018
Phone: 847/803-5000
Fax: 847/803-5454
Technical: 800/832-8783
www.chicagofaucets.com

 Contains 30% post-consumer recycled paper

© 2015 The Chicago Faucet Company. Product specifications subject to change without notice.

CF2020 11/15