

122-NF Thermostatic Tempering Valve

Size: 1/2" NPT

**CHICAGO
FAUCETS** 

a Geberit company

DESCRIPTION

122-NF Thermostatic Mixing Valves maintain and limit mixed hot water to a desired, selectable temperature. The 122-NF can be set to any temperature between 80°F and 120°F with flow rates as low as 0.5 gpm. This mixing valve is listed under ASSE 1069 for single-pipe, tempered water applications and ASSE 1070 for valves used in individual or multiple fixture applications. The 122-NF uses a double throttling design to control both the hot and cold water supply to the mixed outlet. The superior flow characteristics of this valve provide accurate temperature control ($\pm 3^\circ\text{F}$) with low pressure drop across the rated flow range. As an added feature, the 122-NF incorporates integral inlet filter washers and check valves in both the hot and cold water inlets to protect against cross flow.

TEMPERATURE ADJUSTMENT

1. Let the water flow for at least two minutes to allow supply temperature to stabilize.
2. Calibrate the mixed water outlet temperature by placing a thermometer in the mixed water stream.
3. To adjust the setting of the valve, loosen locking cap screw with hex wrench, see Figure 1. Cap must be lifted 1/4" to adjust temperature. To increase the temperature, turn counterclockwise. To decrease temperature turn clockwise.
4. Lower handle and tighten screw.
5. Check outlet temperature.

APPLICATIONS

122-NF Thermostatic Mixing Valves are ideal for supplying sinks, baths, showers or lavatories with tempered water. The 122-NF valve can be used in residential, commercial and institutional environments. These thermostatically modulated mixing valves can be used anywhere preset water temperature is required for point-of-use installations such as in homes, schools, restaurants, hospitals, beauty salons, and public restrooms. The 122-NF is provided with an adjustment cap that includes a locking feature. The 122-NF valve should be used prior to the fixture to reduce the hot water supply to a safe temperature.

PRESSURE — TEMPERATURE — FLOW RATE

Minimum supply pressure static: 30psi (207kPa)

Inlet Temperatures: hot inlet, 120°F-180°F (49°C-82°C)
cold inlet, 39°F-85°F (4°C-29°C)

Hot Water Inlet to Outlet Differential Temperature: 5°F (3°C)

Temperature Out: field range: 80°F-120°F (27°C-49°C), adjustable; accurate with $\pm 3^\circ\text{F}$ (1.7°C)

Maximum Temperature: 200°F (93°C)

Maximum Pressure: 150psi (10.3 bar)

Minimum Flow: 0.5 gpm (1.9 lpm) @.08psi (0.55 kPa)†

Maximum Flow: 20 gpm (76 lpm) @ 125psi (862 kPa)†



CAUTION: PERIOD INSPECTION/MAINTENANCE

This valve requires periodic inspection and verification of the outlet temperature by a licensed contractor. Corrosive water conditions, hot inlet water temperature over 200°F (93°C), unauthorized adjustments or repairs could render the valve ineffective for its intended service. Regular cleaning and checking of thermostat assembly helps to maximize valve life and Tempering function. Frequency of cleaning depends on local water conditions.

NOTE: It is recommended that shutoff valve(s) be installed on the inlet(s) to facilitate service of the 122-NF valve.

Factory Preset:

105°F (41°C)

Under following conditions:

Cold Inlet: 60-70°F (16-21°C)

Hot Inlet: 140-145°F (60-63°C)

Supply Pressure: 45psi (310 kPa)

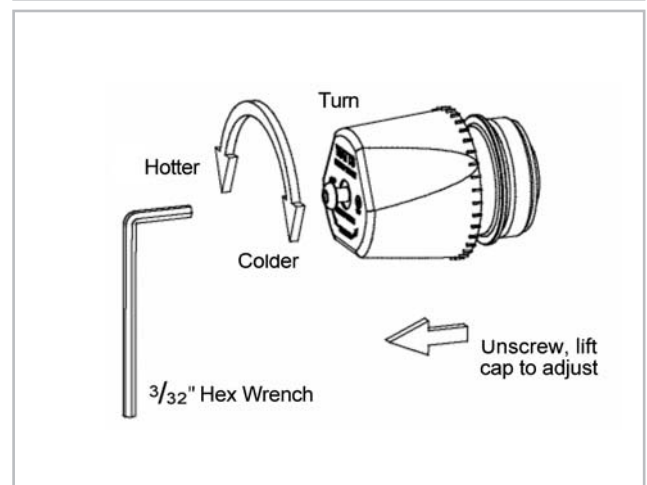


FIGURE 1 – TEMPERATURE ADJUSTMENT

Approval: CSA B125 Certified

Listing: ASSE 1017, ASSE 1069 & ASSE 1070

The 122-NF is manufactured by Watts Regulator as model number 1/2 MMV-UT M1



† When tested in accordance with ASSE 1017, ASSE 1069 & ASSE 1070.

2100 South Clearwater Drive

Des Plaines, IL 60018

P: 847/803-5000

F: 847/803-5454

Technical: 800/TEC-TRUE

www.chicagofaucets.com

122-NF Thermostatic Tempering Valve

TYPICAL APPLICATIONS

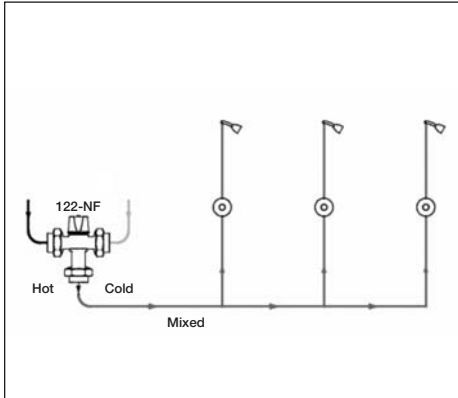


FIGURE 2 – ASSE 1069

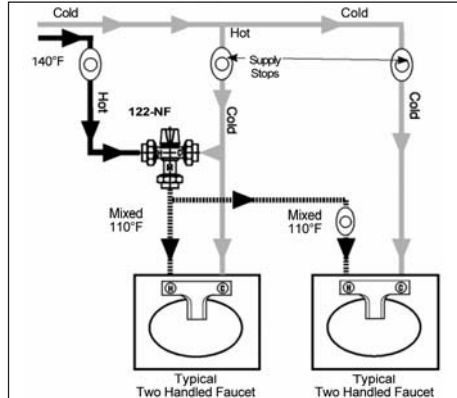


FIGURE 3 – ASSE 1070

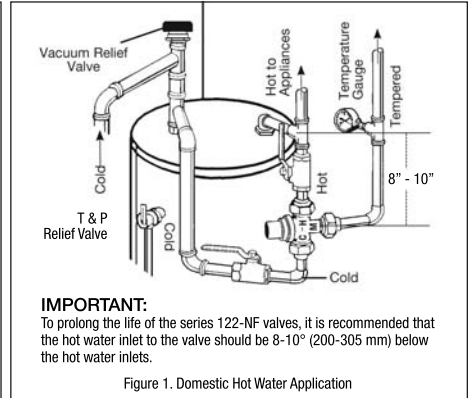


FIGURE 4 – ASSE 1017

INSTALLATION INSTRUCTIONS

Valve should be installed and adjusted by a licensed contractor in accordance with local codes and ordinances. Further, this valve should be installed in a location where it is accessible for cleaning, service or adjustment.

1. Close both the hot and cold water shutoff valves upstream nearest to the intended installation.
2. Bleed the remaining water from the system.
3. Connect the water supply to valve as shown in Figure 2, 3 or 4 depending on application. Supply piping must be flushed clean before making connections to the valve.
4. Valve can be installed in any position. Note: the inlet hot supply is to be connected to the "H" side of the valve, the cold supply side to the "C" side and the mixed water outlet to the "M" side.
5. Make sure union nuts are placed over tailpieces prior to threading to pipe. **Note:** To prevent damage to valve from excessive heat during soldering, remove unions and gaskets from valve body prior to soldering.
6. After soldering, flush piping and install valve using filter washer on hot and cold water inlet and fiber washer on the mixed water outlet.
7. Start-up: Open cold water supply, then hot water supply. Inspect for leaks.
8. Adjust temperature to desired setting (see Temperature Adjustment Section). Maximum temperature of 110°F. (43°C) is recommended.
9. When installed with non-rigid supply hose connections please insure that the 122-NF thermostatic valve is installed in a fixed and rigid position to prevent any unintentional movement.

IMPORTANT

Water temperatures in excess 110°F (43°C) are dangerous and may cause scalding, severe injury or death! This valve can be adjusted to deliver water at temperatures exceeding 110°F (43°C). Consequently, when used in an ASSE 1069 or ASSE 1070 application, the installer must check the mixed water outlet temperature at the point of use and adjust the Chicago Faucets Thermostatic Tempering Valve Series 122-NF to ensure delivery of water at a safe temperature not exceeding 110°F (43°C). Mechanical valves are not fail-safe. Due to the effects of various water conditions, periodic verification of outlet water temperature is required.

ATTENTION INSTALLER: After installation, please leave this instruction sheet for occupant's information.
IMPORTANT: Inquire with governing authorities for local installation requirements.

WARNING

When used in an ASSE 1017 application at the hot water source, the Chicago Faucet Thermostatic Tempering Valve 122-NF cannot be used by itself to control final temperature at fixtures where ASSE Standard 1069 or ASSE Standard 1070 listed devices are required. Such use may result in severe bodily injury (i.e. scalding or chilling) and/or death. Additional ASSE Standard 1069 or ASSE Standard 1070 listed devices should be used at fixtures to prevent possible injury.

Recirculation systems should recirculate water at temperatures over 140°F to reduce the risk of bacterial growth in the piping. This valve should not be used to achieve these elevated temperatures. This valve can be used at fixtures in conjunction with recirculation systems to reduce the system's hot water to a safe temperature at the point of use.

California Proposition 65 Warning

WARNING: This product contains chemicals known to the state of California to cause cancer and birth defects or other reproductive harm. (California law requires this warning to be given to customers in the state of California).

CHICAGO FAUCETS LIMITED WARRANTY

TO WHOM DOES THIS WARRANTY APPLY?

The Company extends the following limited warranty to the original user only.

WHAT DOES THIS WARRANTY COVER AND HOW LONG DOES IT LAST?

This Product is warranted against material manufacturing defects for a period of one (1) year from the date of Product purchase.

OTHER WARRANTIES

All other Products not covered above are warranted against material manufacturing defects for a period of one (1) year from the date of Product purchase.

WHAT THIS WARRANTY DOES NOT COVER

The Company will not be liable for any labor, transportation or consequential expenses not specifically stated above. There is **NO WARRANTY** in cases of damage in transit, negligence, abuse, abnormal usage, misuse, accidents, normal wear and tear, damage due to environmental or natural elements, failure to follow the Company's instructions, unauthorized repair, incorrectly performed maintenance or repair, improper installation or storage or use of acidic, abrasive cleaning materials. In order for this Warranty to apply, Buyer must retain and provide to the Company receipts showing date of Product purchase and documenting proper maintenance. Any oral or written description of the Products is for the sole purpose of identifying the Products and shall not be construed as an express warranty. **THE COMPANY SHALL NOT BE LIABLE TO BUYER, OR TO ANYONE CLAIMING UNDER BUYER, FOR ANY OTHER OBLIGATIONS OR LIABILITIES, INCLUDING, BUT NOT LIMITED TO, OBLIGATIONS OR LIABILITIES ARISING OUT OF BREACH OF CONTRACT OR WARRANTY, NEGLIGENCE OR OTHER TORT OR ANY THEORY OF STRICT LIABILITY, WITH RESPECT TO THE PRODUCTS OR THE COMPANY'S ACTS OR OMISSIONS OR OTHERWISE. THE COMPANY AND BUYER AGREE THAT THE EXPRESS WARRANTIES DESCRIBED ABOVE ARE EXCLUSIVE AND IN LIEU OF ALL OTHER WARRANTIES. ALL OTHER EXPRESS WARRANTIES ARE DISCLAIMED. FOR COMMERCIAL PRODUCTS, ALL WARRANTIES IMPLIED BY LAW, INCLUDING WITHOUT LIMITATION THE IMPLIED WARRANTIES OF MERCHANTABILITY AND FITNESS FOR A PARTICULAR PURPOSE, ARE DISCLAIMED. FOR CONSUMER PRODUCTS, WARRANTIES IMPLIED BY LAW, INCLUDING THOSE OF MERCHANTABILITY AND FITNESS FOR A PARTICULAR PURPOSE, ARE EXPRESSLY LIMITED TO THE PERIOD OF THE EXPRESS LIMITED WARRANTY STATED ABOVE FOR THE RELEVANT PRODUCT.** Some States do not allow limitations on how long an implied warranty lasts, so the above limitation may not apply to you. Any assistance the Company provides to or procures for Buyer outside the terms, limitations or exclusions of this warranty will not constitute a waiver of the terms, limitations or exclusions of this limited warranty, nor will such assistance extend or revive the warranty. The Company will not reimburse Buyer for any expenses incurred by Buyer in repairing, correcting or replacing any defective Products, except for expenses incurred with the Company's prior written permission.

HOW TO GET SERVICE

For complete warranty details, or to provide notice of a warranty claim or request warranty service, contact your Chicago Faucets Sales Representative or The Chicago Faucet Company, Customer Service, 2100 S. Clearwater Drive, Des Plaines, Illinois 60018 or 847-803-5000. As the Company's sole and exclusive obligation under this warranty (and Buyer's sole and exclusive remedy), upon prompt written notice of breach from Buyer during the warranty period, the Company will either replace or repair the defective Product or refund the wholesale purchase price, at its option, if an inspection by the Company discloses defects in material or workmanship covered by this warranty. These warranty provisions do not cover the battery shipped with the electronic products.

LIMITATION ON DAMAGES

IN NO EVENT SHALL THE COMPANY BE LIABLE FOR INCIDENTAL, CONSEQUENTIAL, INDIRECT OR SPECIAL DAMAGES. WITHOUT LIMITING THE FOREGOING, THE COMPANY SHALL NOT BE LIABLE FOR ANY DAMAGE A PALM DEVICE OR ANY SOFTWARE OR RELATED EQUIPMENT ALLEGEDLY CAUSES TO A SYSTEM OR OTHERWISE. THE COMPANY'S AGGREGATE LIABILITY WITH RESPECT TO A DEFECTIVE PRODUCT AND THIS CONTRACT SHALL BE LIMITED TO THE MONIES PAID TO THE COMPANY FOR THAT DEFECTIVE PRODUCT.

Some states do not allow the exclusion or limitation of incidental or consequential damages, so the above limitation or exclusion may not apply to you.

HOW DOES STATE LAW APPLY?

This warranty gives you specific legal rights, and you may also have other rights which vary from state to state.

Restrictions Apply

Additional Technical Documentation

Please visit the product page at www.chicagofaucets.com for additional instructions in French and Spanish languages.

2100 South Clearwater Drive

Des Plaines, IL 60018

P: 847/803-5000

F: 847/803-5454

Technical: 800/TEC-TRUE

www.chicagofaucets.com